

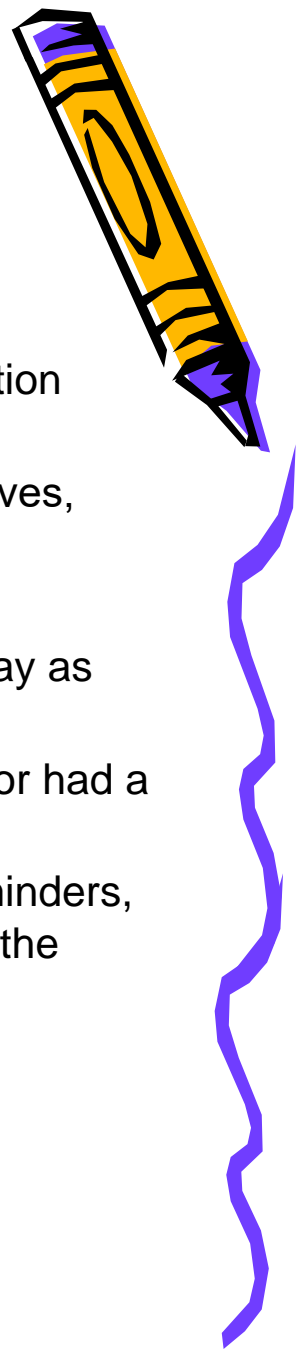


Lilliput Early Childhood Center

Welcome Families!


Welcome to Lilliput School!

- It is our goal to provide excellence in education and care for all children.
- Here is what you can expect this school year for parent teacher communication
 - Monthly newsletters from your child's teachers outlining learning objectives, special events and continued learning ideas for at home
 - November and June report cards
 - Parent teacher conferences in November and optional conference in May as well as any time requested.
 - Illness/Injury/Behavioral reports when your child has been sick, injured or had a behavioral issue while at school
 - ProCare Connect: A mobile app and tool for parent communication, reminders, videos, pictures and photos which is private, and acts as a window into the classroom.
- Our website and Procure parent portal which are updated regularly



Introductions

- Program Directors
 - Lisa Linehan, Director
 - Divyanath Hareendranath, Assistant Director
- Office Staff
 - Leah Palmer, Site Coordinator
- Your Child's Teachers
 - Photos available on our webpage



Arrival & Dismissal



Each class will have their own designated drop off location and time. Teachers will be on the porch for 10 minutes **starting** at your drop-off time. Please see below for your child's class times.

Running Late? Please park your car in a designated spot (not in the drop off zone)

At Drop Off Time: go to the **PURPLE** door. Parents should escort their child to class. Office staff cannot escort children to their class as this leaves the office unattended.

At Pick Up Time: go to the extended day pick up room **BLUE** door.

Room Number and Program	Drop Off Time	Pick Up Time	Location
Room 6: Toddler Half Day	8:00-8:10	11:50-12:00	Yellow Door
Room 1: 3 Year Old Half Day	8:00-8:10	11:50-12:00	Purple Door
Room 3: 4 Year Old Half Day	8:15-8:25	12:05-12:15	Purple Door
Room 2: Toddler Full Day	8:20-8:30	2:10-2:20	Front Porch
Room 8: Pre-K/Enrich Half Day	8:30-8:40	12:20-12:30	Green Door Ramp
Room 4: 4 Year Old Full Day-M	8:30-8:40	2:20-2:30	Purple Door
Room 8: Pre-K/Enrich Full Day	Pick Up 2:20-2:30		Green Door Ramp
Room 7: 3 Year Old Full Day	8:40-8:50	2:30-2:40	Front Porch
Room 9: 4 Year Old Full Day-C	8:40-8:50	2:30-2:40	Orange Door Ramp
Room 5: Kindergarten	8:50-9:00	2:40-2:50	Purple Door



Late Arrival to School

Running Late? Please park your car in a designated spot (not in the drop off zone)

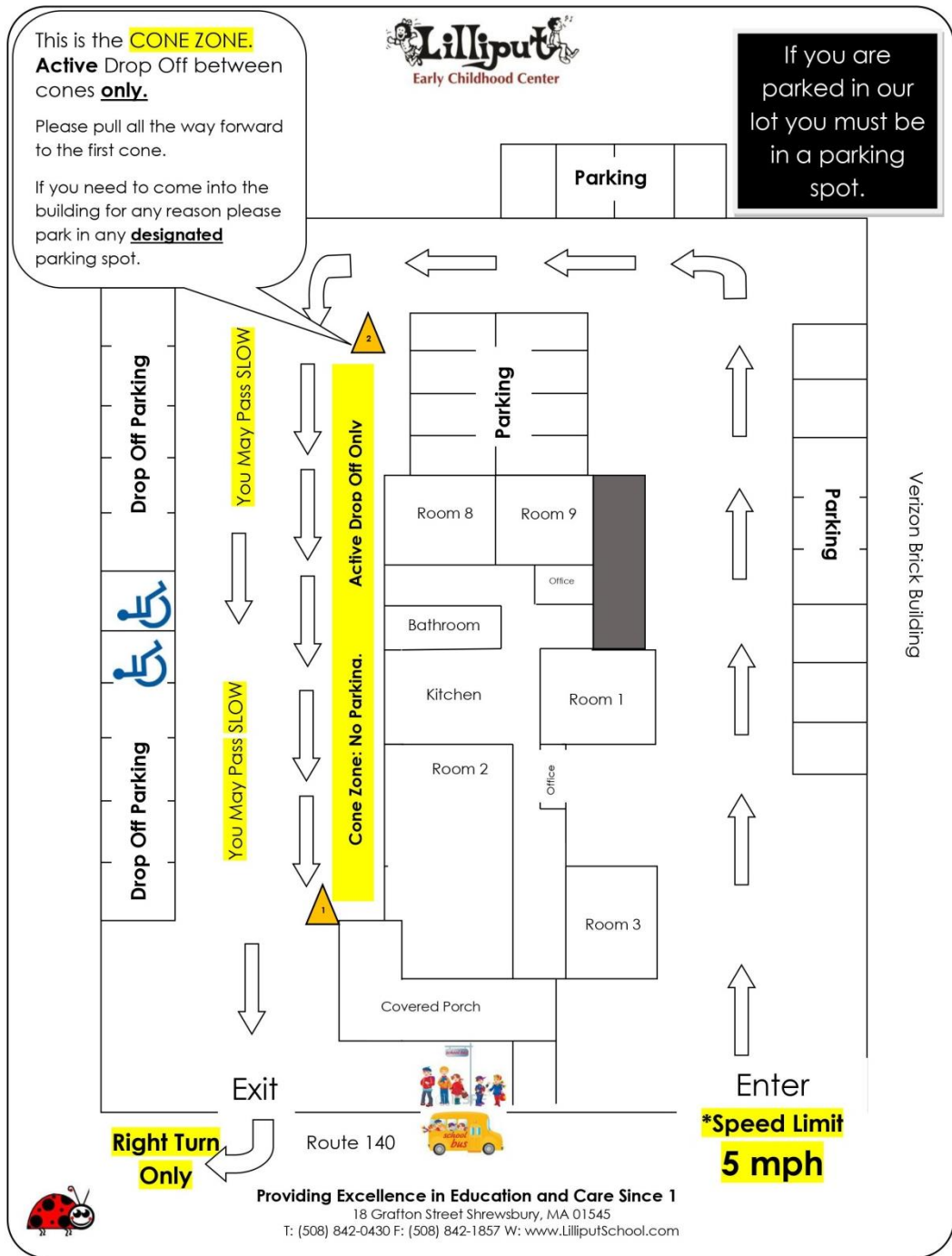
- Come to the **PURPLE** door and ring the bell.
- Office staff cannot escort children to their class as this leave the office unattended.
- Parents must escort their child to their class.
- We strongly encourage notes to be pinned to the outside of children's backpacks to increase visibility.
- At Drop Off Time: go to the **PURPLE** door. Parents should escort their child to class. Office staff cannot escort children to their class as this leaves the office unattended.
- At Pick Up Time: go to the extended day pick up room **BLUE** door.
- If parents would like to conference with a teacher, they are welcome to schedule a time with their teacher via email. Teachers are not available to conference at drop off or pick- up but are glad to meet with you at a scheduled time
- If you have an infant in the car please bring them with you.

Thank-you





PARKING LOT RULES

1. Drive Slowly 5 MPH
2. Yellow Drop Off Zone for ACTIVE drop off only
3. Do not park or leave your car in the Drop Zone if entering the building
4. Drop Off Parking is reserved for toddlers, siblings with different class times, early parents, and parents who need to come inside
5. You May Pass but SLOWLY.
6. Pedestrians have the right of way
7. Children should be buckled and in the appropriate car seat in accordance with Massachusetts state law
8. There is no cell phone use permitted during pick up and drop off. There are many small children in the parking lot during this time and this requires your full attention. In addition, teachers should be able to communicate with you during this time.



Daily Routine



Arrival

Hand Washing/Bathroom Time/Free Play

Circle Time & Morning Lesson

Table activities, / free choice centers

Snack Time/Hand washing/Bathroom Time

Recess/Gross Motor Movement

Hand washing /Lunch/Toileting

Nap Time/ Quiet Time

Recess/ Children's' Choice/Social Studies

Story time

Dismissal

*This routine is based on a 6-hour day


*Half day programs follow the same routine up through lunch after which is dismissal *First grade has a more detailed schedule please see the corresponding handbook for more information



What to Bring to School

- **Backpacks:** All children should have a full-sized backpack so projects and all items listed below can fit inside.
- **Clothes:** Please send a full change of cloths every day in the event of an accident or if an art or water play project gets too messy. Clothes should be in a zip bag and include a top, bottom, underwear and socks and should be seasonally appropriate..
- **Valuables:** designer clothes and jewelry should be left at home. Dress your child in clothes that provide range of motion and comfort to jump and dance. Paint and food spills do happen at school. Keep this in mind when dressing your child.
- **Food/Snacks:** All students should come to school with a snack, lunch and water bottle. Full Day students should also have a second snack. NUT FREE PLEASE
- **Winter Clothes:** Please dress your child for outdoor play all year long. Please send a separate bag with Mittens, a Hat, Snow Boots, and a Winter Coat. Don't forget to dry out winter wear when it comes home each night. Remember! There is no bad weather, only bad clothes.

Thank you for your attention to these details. This will help keep your child comfortable and prepared.



Snack & Lunch

Water Bottle Guidelines


- Send a full water bottle daily
- Label your child's water bottle
- The container must have a closable spout
- Teachers will re-fill the water bottle when empty with the schools' filtered water
- Children's water bottles are available anytime at the class water station

Snack & Lunch

- Some classrooms may be “nut free” classrooms depending on whether they have a child with a nut allergy or not.
- Your child’s teacher will advise you if the classroom needs to be nut free.
- All snacks should be sent in a Labeled container with child’s name
- Nutella is made with hazelnuts and is not allowed in a “nut free” room.
- If you send in a nut alternative like Wow Butter or Soy Butter or anything that looks like peanut butter, please label what it is.
- If you opted to have your child brush his or her teeth at school, please pack their toothbrush and toothpaste in their lunch box (full day students only)



**Label
Everything!**




Choking Prevention



Top Foods to Avoid for Children Under 4:

- Hotdogs
- Nuts
- Sunflower seeds
- Watermelon with seeds
- Whole grapes
- Hard candy
- Popcorn
- Chewing gum
- Marshmallows
- Raisins
- Chunks/cubes of cheese or meat
- Raw vegetables
- Spoonful's of peanut butter



How can I help my child?

- Cut food the long way into match sticks
- Avoid round and circle cut foods
- Children should be sitting at a table while eating not running or walking
- Teach children not to talk when their mouth is full
- Children should be supervised while eating

Food is one of the top reasons for choking in young children as small round shapes can easily get stuck in a child's windpipe. We'd like to share with you some of the top foods to avoid and how you can make everyday food safer. Parents, you know your child best, do you feed your child one of the foods to avoid regularly without a problem? It is ok to send into school as long as it is cut properly.



No Nut Classrooms



- If your class is a nut free class no nuts are allowed in the classroom, even in your child's individual lunches.
- All food for special events (class birthdays and the like) needs to be free of the allergens and may contain no traces of allergens or be made on equipment or in a factory that processes the allergens.

Additional Licensing restrictions:

- We cannot serve homemade goods.
- Only food that is store bought with an ingredient label can be served.
- Pre-cut fruits and vegetables are welcome but must be store prepped.

Sometimes families choose to celebrate without sending in food. We have often had parents send in a craft or small goodie bag or coloring book in place of food. As we do in all classes the birthday child will still get a crown, be the star of the day and have the birthday song sung to them.

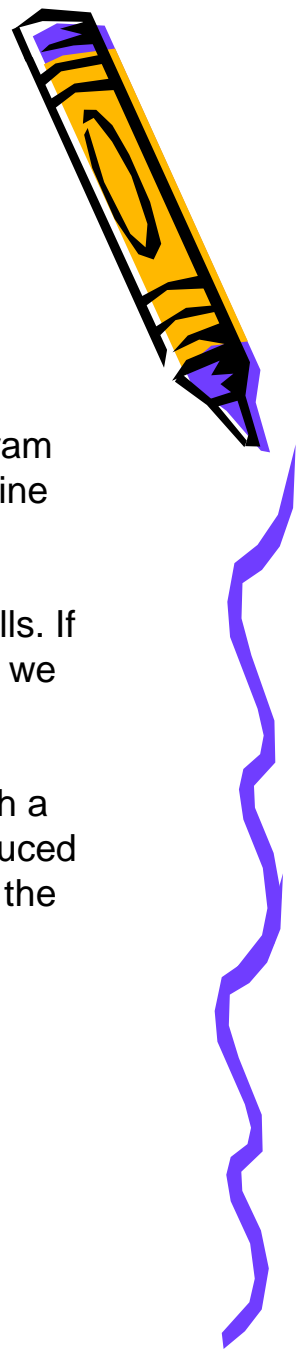
We appreciate your careful attention to this important matter and thank you in advance for understanding. These actions will help us keep all children protected and help them to feel included. For more information, please ask to see our Food Allergy Policy.




Curriculum

We use a variety of approaches to our diagnostic teaching approach:

- **Social Progress:** We use the first 30 days to allow children to adjust to our program and practice separating from parents. During this time, we are establishing a routine and building relationships.
- **Diagnostic Teaching:** each child will be screened in the first 60 days for their skills. If we find skills, they are missing we teach those skill. If we find they are advanced, we provide enrichment.
- **Center Based Learning:** Each class has 7 centers throughout the classroom with a balance of teacher directed and child directed activities. These centers are introduced at the welcome circle daily, this is why being on time is so important as it is when the centers are explained, and the tone is set for the day.
- For a **detailed curriculum outline** for your child see our web page
- <http://www.lilliputschool.com/our-program.html>



Physicals & Wellness



School Physicals

- All children are required to have an up to date physical to attend school. Physicals are good for one year and children cannot attend without one.
- If your physical is expired, please send in your most recent physical with a note including the name/address and phone of your child's doctor and the date for when your child's next physical is scheduled. You can continue to attend until this day.
- Please note physical forms must include the date of your child's last physical, all immunizations received, lead test results, and clearance to participate in school activities. Ask for a "School Physical Form".

Wellness Policy

- In order to keep Lilliput open to all families, we ask that If your child has symptoms of Covid, you see your child's pediatrician, or get a negative Covid test before sending them to school and inform the school.
- Each student's wellness is the key to classroom wellness. We ask you to remember that your child's health has the potential to affect many other students and their families.
- The next page will have a graphic of our wellness policy and can help guide parents as to when children should be kept home from school for Covid or other illnesses.

PLEASE KEEP ME HOME IF...

I have a fever

I am vomiting

I have diarrhea

I have a rash

I have head lice

I have an eye infection

I have been to the hospital



Temperature of 100.4° or higher

Within the past 24 hours

Within the past 24 hours

Body rash unexplained

Itchy head, active head lice or nits

Redness, itching, and/or pus draining from eye

Hospital stay and/or emergency room visit

I am ready to go back to school when I am...

Fever free without the assistance of medication for 24 hours (i.e. Tylenol, Motrin, Advil)

Free from vomiting for 24 hours

Free from diarrhea for 24 hours

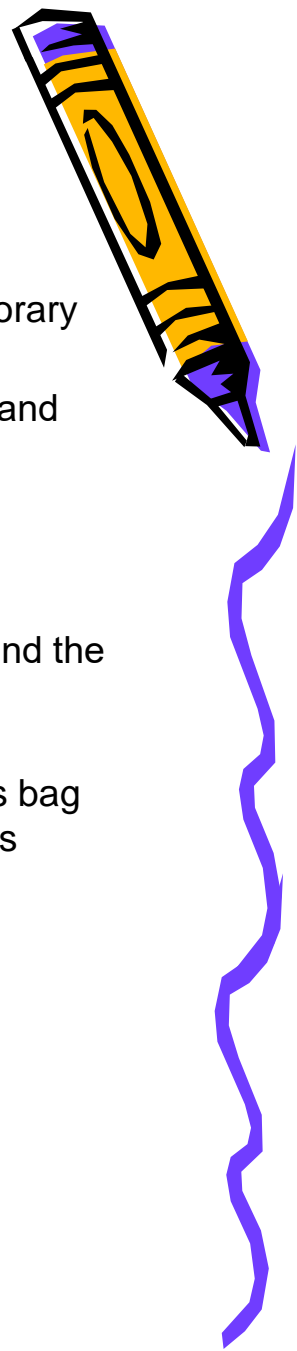
Free from rash, itching, or fever. I have been evaluated by my doctor,

Treated with appropriate lice treatments at home and no live lice or nits

Free from drainage and/or have been evaluated by my doctor, if needed

Release by my medical provider to return to school

Medication/ Allergies



- If your child requires medication while at school (Inhaler, Epi pen, Benadryl or temporary medication) **please contact the office for the required forms.**
 - A doctors' order, individualized health care plan, (IHCP) or allergy action plan, and medication log are required to be on file
 - Medications need to be in the original container with prescriptions attached if applicable.
- If your child has an allergy or asthma, please be sure to notify your child's teacher and the office before the first day of school.
- Red Bags: each class has a red emergency bag that goes everywhere they do. This bag stores a mini first aid kit, student medication and hand sanitizer. If your child requires medication while at school, it will go everywhere they go.
- If you child has a nut allergy that classroom will be come nut free

School Closings & Delays




Lilliput School Follows Shrewsbury Public Schools for
Most Closings and Delays

- You can find closure and delay information 3 ways:
 - Lilliput School Website: www.LilliputSchool.com
 - Closings will be posted on the home page
 - Direct Text Message
 - When you register, you were asked to provide your cell phone carrier (Verizon, T-Mobile, etc.) along with your cell phone number. If you did this, you will receive text messages from the school for closures and delays.
 - Facebook Page
 - <https://www.facebook.com/LilliputSchool>




Extended Day Program



- We offer early drop off starting at 7:30 and extended day for full day students from 2:30-5:00.
- Students must register in advance for the extended day program
- Please send a second nut free snack for your child to have during extended day.
- Please see the tuition and pricing page for more information.



Help Your Child Have A successful Year!




Tips for a smooth transition into the start of school:

- Practiced your morning routine 3 times: clothes on, eat breakfast, brush teeth, put on shoes – then off to school!
- Have a special place at home to keep my backpack and school supplies.
- Ensure a reasonable time for bed (most children need 12 hours of sleep) and should be in bed between 7:00-8:00 pm
- I have practiced packing and putting on/wearing my backpack.
- I know my teachers' names
- Arrive to school on time, everyday.
- Important lessons are taught first thing in the morning
- Send a healthy nut-free snack, lunch and drink for half day programs, send two snacks and lunch for full day programs along with a thermos of water
- Help your child gain independence and take on responsibility. Three-year-olds should be able to put on and take off their coat. And should be working on zipping and buttoning.
- I know how to be a germ-buster! I wash my hands with soap and water





Encourage Independence



- Have your child practice:
 - Responding to her/his first and last name.
 - Getting dressed and putting on a coat
 - Eating independently, while seated at a table without a screen
 - Blowing her/his nose and covering a cough/sneeze (elbow please)
 - Using the bathroom independently (including wiping and washing hands)
 - English: Should be able to let teachers know their needs and enough English so teachers can reassure and sooth them. (Words: help, bathroom, tired, hungry, etc.)
- Rather than doing it for them start by helping them, then talking them through it.

Lilliput Fundraisers



Labeling things that get sent to school helps teachers and children keep track of their things.

Stuck on you labels go through the wash and dishwasher!

<http://www.stuckonyou.com/>

Enter code: LILLIPUT at checkout to help earn money for our school.



Box tops for education:

For this fundraiser download the app and scan your receipt to collect box tops for our school. Add our school I.D to the app.

<https://www.boxtops4education.com/> and print coupons and enter box tops online for our school. Our School I.D.: 310309



If you are shopping at Price chopper you can enter your advantage card in their Tools for Schools program to help earn new technology equipment for our school at not extra cost to you.

log on to register your card: <http://www.pricechopper.com/savings/tools-for-schools>

Our School code is: 39652



If you are shopping at Stop and Shop A+ School Rewards is a unique and easy way Stop & Shop offers its customers opportunities to be rewarded by earning money for their designated schools just by registering your rewards card.

Let's Have a Great Year!

